



REVIEW

Open Access

Using economic games and human neuroimaging to identify biomarkers for quantitative features of healthy and diseased cognition

Kenneth T Kishida¹, Jian Li², Justin Schwind³ and Pendleton Read Montague^{1,4,5,6*}

Abstract

The combination of economic games and human neuroimaging presents the possibility of using economic probes to identify biomarkers for quantitative features of healthy and diseased cognition. These probes span a range of important cognitive functions, but one new use is in the domain of reciprocating social exchange with other humans - a capacity perturbed in a number of psychopathologies. We summarize the use of a reciprocating exchange game to elicit neural and behavioral signatures for subjects diagnosed with autism spectrum disorder (ASD). Furthermore, we outline early efforts to capture features of social exchange in computational models and use these to identify quantitative behavioral differences between subjects with ASD and matched controls. Lastly, we summarize a number of subsequent studies inspired by the modeling results, which suggest new neural and behavioral signatures that could be used to characterize subtle deficits in information processing during interactions with other humans.

Keywords: Autism spectrum disorder, Social exchange, Reciprocation, Game theory, Computational models, Functional magnetic resonance imaging, Biomarker

Review

The challenges of social exchange are shared throughout the animal kingdom [1-3]. Humans engage in repeated reciprocal interactions with kin and non-kin; this has required our species to develop a particular capacity to track these interactions and assign credit and blame accordingly [3-6]. The underlying neurobiological mechanisms underlying these abilities in humans remain an open area of investigation, which is generating insight into a number of mental illnesses including autism spectrum disorders (ASD) [7-18].

One important challenge for an agent engaged in social exchange is the ability to generate models of others' mental states, a capacity referred to as 'theory of mind' [19,20]. Human neuroimaging experiments have implicated a consistent set of brain regions hypothesized to be involved in this process [21-24]. The role of this kind of computation and others are exemplified in even the simplest exchanges. For instance, in a fair trade the

brains of the interacting agents must be able to: (1) compute norms for what is considered fair; (2) detect deviations from such norms; and (3) select appropriate actions based on these deviations.

Reciprocating social exchanges and their related computations occur in our daily lives and are the basis for a number of staged interactions in clinical practice. However, the computations themselves likely occur well below our threshold for conscious experience. For example, in the diagnostic procedures for ASD a trained professional interacts with a suspected patient and navigates a predetermined series of give-and-take scenarios (for example, the Autism Diagnostic Observation Scale (ADOS) [25]); during this interaction the clinician tries to detect typical and atypical social gestures based on trained-up (for example, experience-based) expectations of behavior. Additionally, insight into the patient's social cognitive process is sought using interviews of the patient and family members [26,27].

Computational approaches in combination with quantitative probes of behavior (for example, game theoretic paradigms [28,29]) promise to reveal underlying dimensions of healthy human decision-making and thereby will provide a basis for which to compare against

* Correspondence: read@vt.edu

¹Human Neuroimaging Laboratory and Computational Psychiatry Unit, Virginia Tech Carilion Research Institute, Roanoke, VA 24016, USA

⁴Department of Physics, Virginia Tech, Blacksburg, VA 24061, USA

Full list of author information is available at the end of the article

in psychiatric populations [30,31]. These approaches promise to excel, over traditional approaches, in capturing quantitative normative behavior and associated neurobiological responses. In these tasks participants are required to make decisions under incentivized conditions; the incentive is typically a monetary one and the decision spaces are restricted by the particular game [28]. The games may be against a 'roll of the dice' or against real or simulated agents (for example, other humans or computer simulations) and can be employed through a computer interface. These conditions can augment traditional diagnostic procedures by providing additional behavioral and neurobiological measurements. In computer-based game play, the behaviors elicited and signals exchanged between players are all captured within the patient-computer interface. These measurements can then be directly ported into tests over competing computational models about hypothesized cognitive processes underlying social behavior. In addition, variables within the games are designed to be parametric, which provides increased specificity in the analysis of associated brain responses. The use of the internet and technologies like hyperscanning, which synchronizes fMRI scanners and study participants over the internet [32], has already and will continue to allow more complex social exchange to be studied while allowing experimenters to have control over which signals are exchanged. These methods take highly complex social interactions and reduce the exchanges to simpler, more tractable, dimensions for quantitative analysis; and, have recently been applied to the neurobiological investigation of social exchange [33-38]. Fairness and cooperation games dominate these recent efforts because they assess a subject's internal norm for what is fair in an exchange, and they require that each subject model their partner's mental state [28,39-45]. These games are excellent experimental probes because they are simple, there is an existing body of behavioral data employing them across a variety of contexts, and there are known solution concepts for how they 'should' be played by a rational self-interested agent [28,40,41]. Importantly, these games all require participants to model their partner. Such simplified behavioral probes provide a starting point for extracting quantitative descriptions of social signaling and its pathologies. These games are beginning to prove valuable in early work in clinical populations such as borderline personality disorder [34] and ASD [45,46].

Games to study autism spectrum disorders

The economic games employed in human decision-making experiments range from relatively simple gambling games to more complex social signaling tasks [40]. The latter has recently been employed to study social

exchange and associated mentalizing operations in participants diagnosed with ASD [45,46]. These studies used two-person sequentially iterated games with multiple rounds (Figure 1A). These games are mathematically more complicated than one-shot exchange games found in the economic literature, but they allow the observation of iterated exchange where signaling between participants can provide valuable learning and guidance cues that are analogous to the kinds of signals we use during more natural social exchange. The two earliest games to be used to probe social behavior in an ASD cohort include the multi-round trust game (Figure 1B [46]) and the stag-hunt game [45]. Both of these games possess an optimal strategy where the players cooperate; however, participants must infer their partner's strategy from the behavioral signals exchanged within the context of the game and if they are wrong they may incur costly penalties for misjudging the cooperativeness of their partner. The reduction of the space from where social signals originate in these games (compared to more naturalistic settings) provides an ability to explicitly differentiate what signals are being exchanged from those that must be inferred. This reduction of the behavioral space is a benefit for the application of computational approaches to the behavioral data and has begun to reveal interesting quantitative aspects required for healthy social exchange. The multi-round trust game (Figure 1B) and the stag-hunt game are played between two agents with repeated interactions. This allows participants to learn from signals sent and the feedback received in subsequent stages of the game (Figure 1A). These games have been described in detail elsewhere including the respective theoretical development of the notions of optimal play, however for the purpose of discussion we will briefly describe the main rules for each game below.

The multi-round trust game (Figure 1B, [34,46,47]): (1) there are two players, an anonymous 'investor' and an anonymous 'trustee'; both players have full knowledge of what the other player's options are given the rules of the game; (2) the investor is given 20 points to invest with the trustee (should they decide to); (3) once an investment is made (range of possibilities = 0 to 20 points in 1-point increments) the trustee receives three times the investment and the investor keeps what they did not invest; (4) now the trustee decides how much to reciprocate to the investor (the range of possibilities = 0 to 3 times the investment, in 1-point increments); (5) the trustee keeps what they did not reciprocate and the amount reciprocated is added to the investor's total; (6) at the end of each round the totals for each player are shown to both players and 'deposited' into each of their respective banks; (7) this game is repeated for a total of 10 rounds where each round starts with a fresh 20

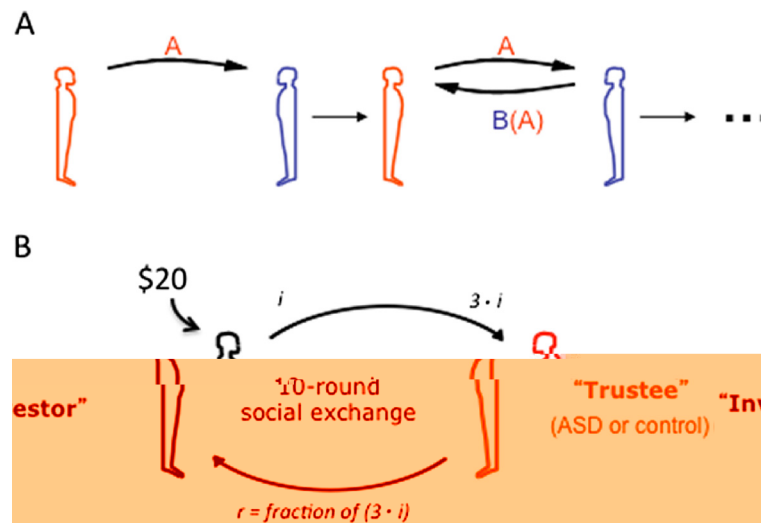


Figure 1 Two-party social exchange games to probe autism spectrum disorder neurobehavioral responses. (A) Two-party repeated interaction games with feedback and learning. Two-party signaling games allow for the investigation of social exchange between two (or more) agents. The signals sent between participants are controlled such that the information sent and the information that must be inferred is explicit and controlled by the experimenter. Multi-round games allow for the development of reputation and the opportunity for learning and adapting, which allow for the study of interesting social dynamics in a controlled and objectively quantitative manner. (B) Multi-round trust game. The multi-round trust game is a 10-round repeated interaction between the same two partners. Player 1 (‘investor’) is endowed with 20 points and is to decide how much, if any, to share with the ‘trustee’ (player 2); the amount shared is tripled on its way to the trustee; the trustee then decides how much, if any, to repay to the investor; at the end of each round the total points earned/kept by each player is put into a ‘bank’; and the subsequent round begins with a new endowment of 20 points.

points and the totals at the end of each round are put aside to be tallied up at the very end of the game; (8) at the end of 10 rounds the totals in the bank for each player determines how much real money they will be paid and is how the game is incentivized: the more points one earns the more real money they will take home. To earn the most points possible the players must cooperate; however, generous signals of cooperation can be taken advantage of and a player may cheat the other out of an equal distribution of the profits.

The stag-hunt game also engages two participants and also requires participants to cooperate to achieve maximal gains. The goal of the game is to ‘hunt’ either a ‘stag’ (big profits) or a ‘rabbit’ (smaller profits). The players see a game board where they can move one square at a time and do so sequentially. In this manner, the participants observe the behavior of their partner and attempt to infer whether the move was intended to hunt the stag (cooperate) or a rabbit (defect). The rabbits do not move and are positioned on the board such that they can be hunted by the efforts of a single player, but provide a small payoff; on the other hand, two players must cooperate to hunt the stag and are rewarded for doing so with a bigger point value. Each move in the game that does not collect either a rabbit or a stag is viewed as a cost and diminishes a player’s point total. In the implementation of this game by Yoshida and colleagues the stag moved first, then the human

participant, then a computer agent partner [45]. Like the multi-round trust game the players point totals are directly tied to the amount of real money they will take home at the end of the experiment, thus incentivizing participants to make truthful expressions of their preferences and assessments of the game state.

Yoshida and colleagues’ results from applying the stag-hunt game to investigate hidden cognitive processes such as belief inference in autistic populations is particularly promising for our understanding of ASD and for computational and game theoretic approaches to investigating the heterogeneity known to exist within the spectrum [45]. The application of their ‘game theory of mind’ [43] demonstrated an ability to differentiate ASD symptom severity by a parameter in their model related to the patient’s ability to infer the strategic sophistication of their partner; the authors clarify this as the ability to infer the partner’s mindreading strategy. Additionally this parameter was distinct from the models estimate of patients’ ability to plan iteratively, which was not related to symptom severity, but rather showed a strong correlation with intellectual ability as assessed by verbal and non-verbal intelligence tests [45].

Early results from the multi-round trust game

The multi-round trust game has been used to investigate social exchange in pairs of healthy individuals [34,46-48] and pairs consisting of a healthy investor and a trustee

diagnosed with a psychiatric disorder including: ASD [46,48], borderline personality disorder [48,49], major depression [48], and attention deficit hyperactivity disorder [48]. Tomlin and colleagues identified a specific response pattern along the anterior to posterior axis of the cingulate cortex [47]. They identified that a spatial pattern of activity that corresponded with ‘self’ and ‘other’ phases of the trust game exchange. This agent-specific response did not modulate with the number of points exchanged, the character of the gesture (benevolent or malevolent [34,47]), or role (investor or trustee) of the player; the response pattern was specific to who was acting at that particular stage of the game (that is, ‘me’ or ‘not me’). Additionally, the agent-specific pattern of activity was absent when the players participated in a control experiment where the partner was absent and the players knowingly engaged in a computer-driven task [47]. This result suggested that the cingulate ‘self’ and ‘other’ response patterns may be affected in special populations where these signals would be important for social exchange.

Chiu and colleagues tested this hypothesis by investigating social pairs consisting of a healthy investor and a

trustee diagnosed with ASD [46]. This work shed light on the role of the agent-specific cingulate response patterns during social exchange and on altered neural responses in patients diagnosed with ASD. The authors used an analytical approach to disentangle various modes of operation in the cingulate cortex using principal components analysis applied to spatio-temporal data measured in the cingulate during the social exchange game. One mode they identified matched the previously observed agent-specific response profile and was named the ‘self-eigenmode’ due to the specific phase of social exchange in which it was elicited (Figure 2). Determining the self-eigenmode allows the reduction of the spatial pattern of activity to a single dimension and compares the role this ‘response pattern’ plays in social exchange iterations. Chiu and colleagues went on to show that this pattern was also elicited during perspective taking shifts in a structured imagery task [46] and demonstrated that participants with ASD showed diminished responses along the self-eigenmode specifically during the self-phase of the trust game (Figure 3A [46]). These results led to the demonstration that a region in the middle cingulate cortex (the peak regions in the self-eigenmode)

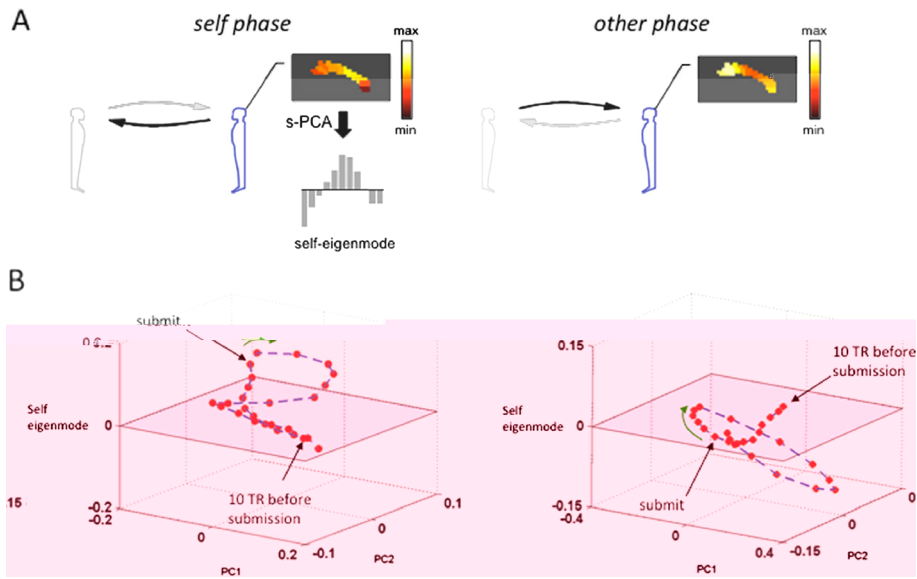


Figure 2 Spatial principal components analysis identifies ‘self-eigenmode’ response during social exchange (adapted from [46]).

(A) Cingulate hemodynamic responses from the trustees’ brain during the ‘self’ and ‘other’ phases of the multi-round trust game. The spatially defined domains along the posterior to anterior axis were subjected to principal components analysis. Among the principal components identified was the ‘self-eigenmode’, which captures the dynamic agent-specific spatio-temporal activity in the cingulate as the trust game evolves. The self-eigenmode flips its sign as the game transitions from the self-phase to the other phase of the trust game. (B) Phase dynamics of cingulate response during multi-round trust game. The self-eigenmode response does not evolve in isolation. Three eigenvectors characterize the full set of the cingulate self-basis. Each of the red circles is a single TR in the measurement of the BOLD response during the self and other phases of the trust game in the trustee brain. These responses are plotted in the three dimensions that comprise the cingulate self-basis and shows how the cingulate response is dynamic, yet regular and throughout repeated trials of the self and other phases of the trust game. Increased self-responses are indicated by more positive values on the self-eigenmode axis (vertical axes); whereas non-self or ‘other’ responses are indicated by more negative values on the self-eigenmode. On the left we observe positive values on the self-eigenmode dimension leading up to an following the submission of a repayment by the trustee; and, on the right we observe negative self-eigenmode values in the trustee brain following the submission of an investment by the investor.

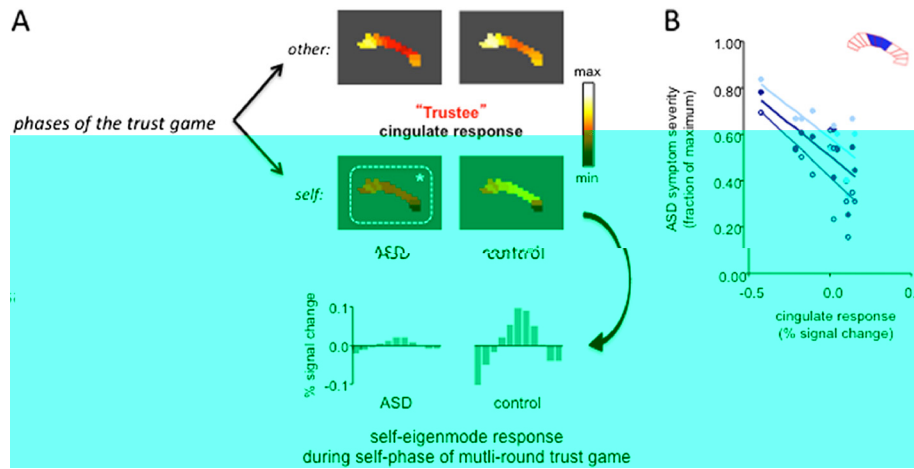


Figure 3 ASD trustees show diminished cingulate self-response pattern during social exchange in the multi-round trust game (adapted from [46]). (A) Diminished cingulate response pattern during 'self-phase' of the iterated multi-round trust game. The 'other' response pattern was similar in ASD ($n = 12$) and age- and IQ-matched control participants ($n = 18$). However the cingulate 'self' response was diminished in the ASD cohort. Projection of the BOLD response pattern onto the cingulate self-eigenmode reveals the contribution of that mode of operation in the cingulate, and show that it is significantly diminished in the ASD cingulate cortex. (B) Regions in the middle cingulate cortex show diminished response, which correlates with ASD symptom severity. The middle regions of the cingulate cortex show significant correlation with symptom severity in the ASD cohort. The less active this region is during the self-phase is correlated with the communication subscale, social subscale, and overall score on the Autism Diagnostic Interview, Revised (open circles: ADI-R communication subscale, $r = -0.69$, $p = -0.012$; light blue filled circles: ADI-R social subscale, $r = -0.70$, $p = 0.011$; dark blue filled circles: ADI-R total score, $r = -0.73$, $p = 0.007$).

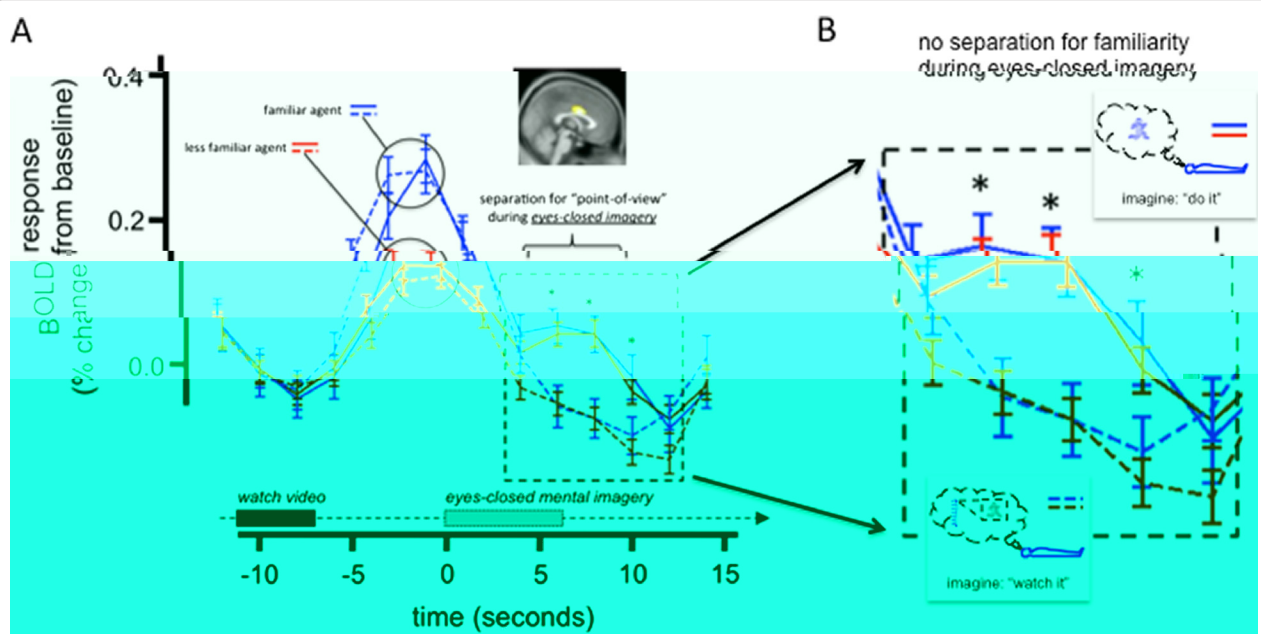


Figure 4 Middle cingulate cortex differentiates perspective taking responses during eyes-closed imagery. (A) Time-series of BOLD response in middle cingulate cortex during structured imagery task. (Inset: mask used in time-series analysis.) Mean BOLD response (% signal change from baseline) along the vertical axis; time (s) along the horizontal axis. Plotted: mean response of the middle cingulate cortex (MCC) \pm standard error about the mean for motor-imagery trials (solid lines) and visual-imagery trials (dashed lines) for expertise-congruent conditions (blue lines) and expertise-incongruent trials (red lines). Note: the MCC responds during motor-imagery trials, but not during visual-imagery trials (solid lines vs. dashed lines, time-points +4 s to +12 s, see dashed box), and the MCC does not differentiate expertise-congruent trials from expertise-incongruent trials during eyes-closed visual or motor imagery (blue lines vs. red lines, time-points +4 s to +12 s). Asterisks: $p < 0.05$, (one-tailed t-test, $n = 81$ subjects: 'do it' > 'watch it' collapsed over congruency conditions). (B) Middle cingulate response during eyes-closed imagery. Familiarity with subject and action (for example, athletic expertise congruency) does not separate MCC response during eyes-closed imagery; however, first-person perspective-taking does.

showed diminished activity in the ASD participants that correlated with their symptom scores on the Autism Diagnostic Interview, Revised [26] social exchange and communication sub-scales, but not the repetitive behaviors scores; the diminished cingulate self-response also correlated with their overall ADI-R score (Figure 3B [46]).

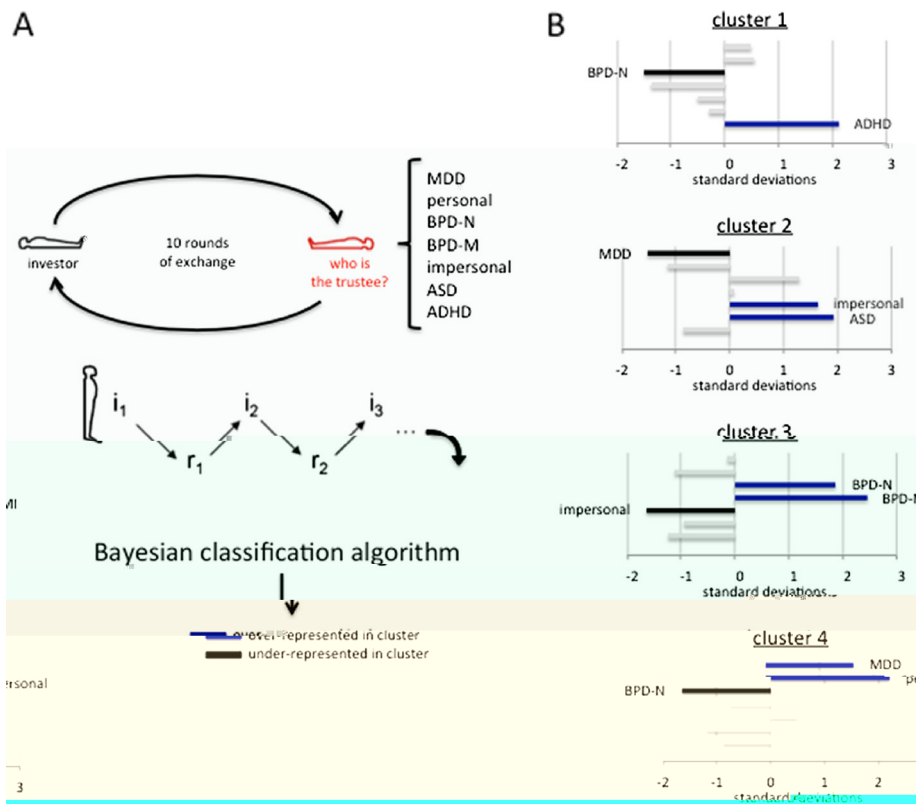


Figure 6 Classification of Trustee 'type' from Investors' behavior in two-party exchange. (A, B) Depiction of model-free clustering approach using multi-round trust game data. The data used in this approach was collected in previous studies [34,46-49]. A. The multi round trust game is played between a healthy investor (black player) and a 'target' trustee (red player). The 'target' trustee was one of the following 'types': major depressive disorder (MDD), personal [47], borderline personality disorder - non-medicated (BPD-N) [49], borderline personality disorder - medicated (BPD-M) [49], impersonal [34], autism spectrum disorder (ASD) [46], and attention deficit hyperactivity disorder (ADHD) [47]. The approach described in detail in Koshelev *et al.* (2010) examines the investor behavior as a polynomial of past rounds of investments and returns (see panel B). i_1, i_2, \dots, i_t are the investments made by the investor during round t . Likewise, r_1, r_2, \dots, r_t are the repayments made by the trustee during round t . Classification of the investor-trustee dyad is performed by predicting the investors' decision at round t using a polynomial where the order of the polynomial, the number of past rounds, and the number of clusters discovered are left as free parameters to be discovered. The diagnostic categories for the trustee 'type' listed in panel A are blinded in this classification procedure. Only the behavior (investments and repayments over rounds) in the multi-round trust game is used. The result of this classification determined that a first-order polynomial, two rounds back, and four clusters were optimal. (B) Resulting four clusters and classification of diagnostic categories for model-free biosensor approach. The resulting classification identified four clusters where individuals from each diagnostic category were over- (blue bars) or under-represented (black bars). Vertical axes: investor-trustee dyad types (from top to bottom): MDD, personal [47], BPD-N [49], BPD-M [49], impersonal [34], ASD [46], and ADHD [47]. Only the statistically significant categories (that is, greater than 1.5 standard deviations from the mean) are labeled in each plot. Horizontal axes: standard deviations from the mean. Figure adapted from [48].

partner, and so on. Here, we describe some first attempts to capture an important aspect of this reciprocating exchange in a principled computational model [50]. The idea is based directly on the natural signal class in this game: deviations from fair exchanges, or to be more particular, deviations from neutral reciprocity. In this task, neutral reciprocity is equivalent to 'tit-for-tat' behavior where one subject matches (on average) the fractional changes in money sent across rounds by their partner. Deviation from such an exchange is known to be the main 'signal' that causes one's partner to change their behavior [34]. The prevailing utility model for this game is the inequality aversion model of Fehr and Schmidt

[51], which also provides a natural way to 'type' players. Player i 's valuation of their immediate payoff is defined as:

$$U_i(i, j; i, i) = i - i \cdot ma(j - i, 0) - i \cdot ma(i - j, 0) \quad (1)$$

Where i is the amount of money acquired by player i and similarly for player j . The i and i parameters model envy (player j gets more than player i) and guilt (player i gets more than player j). In Ray *et al.* [50], these parameters were taken as the 'type' of each player in the exchange and hence stratifies types of players according

to their reaction to inequitable exchanges. That model used the observed patterns of monetary exchange to infer the type of each player and also included an estimation of the most likely depth-of-thought used by each player in the exchange - that is, how deep into the interaction each player simulated in order to decide on their next move. This is a potentially important estimate in the context of ASD since this kind of parameter may provide a new way to characterize one part of afflicted individual's differences in socio-emotional reciprocity. The model provided a full generative model that was able to capture broad classes of behavior observed in subjects carrying out the trust game, but it has yet to be applied directly to subjects with ASD playing the game although these data exist [46].

A second model-based approach to social exchange in subjects with ASD has been proposed by Koshelev and colleagues (Figure 6 [48]). The approach used by Koshelev *et al.* is computationally involved, but the idea behind it is rather straightforward. Objectively measured behavioral signals (iterated investments and repayments) can be used to classify pair 'types,' for instance healthy pairs *s.* pairs consisting of a healthy investor and a patient (from a number of different psychopathologies (Figure 6A)). The approach takes advantage of the possibility of subtleties in game play that will allow the differentiation of patient populations (for example, participants diagnosed with ASD play differently than participants diagnosed with BPD). Interestingly, the differences in pair types are read out by looking at differences in how the healthy investor responds to the various patient populations in the trustee role; this highlights a biosensor approach as described in their report [48]. Briefly, Koshelev and colleagues used a Bayesian classification algorithm to agnostically classify the observed relationship between investments and repayments in preceding rounds and the next investment (Figure 6A). The investor's decision at round 't' (i_t) is predicted using a polynomial, which incorporates previous investment (i_{t-n}) and repayment (r_{t-n}) decisions by both partners (Figure 6A).

$$i_t = \beta_0 + \beta_1 i_{t-1} + \beta_2 r_{t-1} + \beta_3 i_{t-2} + \beta_4 r_{t-2} \quad (2)$$

The number of rounds back ('t-n'), the order of the polynomial, and the number of clusters to be identified were all left as free parameters to be discovered in their approach. Here, a Bayesian classification algorithm is applied to the regression coefficients (β). One important feature of this approach is that it focuses on how the history of the game impacts the decisions of the healthy investors. In all cases where psychopathology groups were used as subjects, these players were always in the trustee role (Figure 6A). Hence, studying the impact of

such groups on investor behavior uses the investor brain as a kind of biosensor for features of the traditional psychopathology group behavior as expressed through this reduced two-person exchange. Figure 6B shows the outcome of using this method on a very large population of dyads where a healthy investor played a trustee drawn from a number of psychopathology groups. The approach is di-5185(a)8(a)tco

is bounded; in other words, that it does not go on *ad infinitum* and they estimate the depth of thought (that is, sophistication) from the expressed behavior of the players. Importantly, this mathematically expressed theory-of-mind is only one form of the kind of computational expression that may capture the kinds of inferences that occur during processes such as mentalizing or that may reveal aberrant computations carried out in the behavior and neural processes in individuals with autism. Other models have been developed [50,53,54], but have not been applied to the ASD population, which may capture or highlight other interesting computations

responses in this same region, which suggests the capacity to develop passive picture viewing assays for middle cingulate function using fMRI. Clustering algorithms applied to the behavioral gestures elicited during the multi-round trust game and Bayesian modeling approaches to social interaction were discussed to highlight the impact quantitative approaches to ASD are beginning to have. This work is clearly in its earliest stages, but is showing promise towards having objective and mathematically explicit theories of social cognition that hope to elucidate associated neurobiological mechanisms at multiple levels of investigation.

Additional files

Additional file 1: Figure S1. Structured Imagery Task.

Additional file 2: Figure S2. Structured Imagery Task elicits self and other cingulate self-eigenmode responses.

Competing interests

The authors declare that they have no competing interests.

Acknowledgements

This work was funded by the Kane Family Foundation (PRM), Wellcome Trust Principal Research Fellowship (PRM), and the National Institutes of Health: R01-DA11723 (PRM), R01 MH085496 (PRM), and T32-NS43124 (KTK).

Author details

¹Human Neuroimaging Laboratory and Computational Psychiatry Unit, Virginia Tech Carilion Research Institute, Roanoke, VA 24016, USA.

²Department of Psychology, New York University, New York, NY 10003, USA.

³Department of Athletics, University of South Alabama, Mobile, AL 36608, USA.

⁴Department of Physics, Virginia Tech, Blacksburg, VA 24061, USA.

⁵Wellcome Trust Centre for Neuroimaging, 12 Queen Square, London, WC1N 3BG, UK.

⁶Virginia Tech Carilion Research Institute & Department of Physics, Virginia Tech, 2 Riverside Circle, Roanoke, VA 24018, USA.

Authors' contributions

KTK analyzed and interpreted the human imaging data regarding the perspective-taking experiments in accomplished athletes and the self and other face viewing task and is a major contributor in the writing of this manuscript. JL assisted in the analysis of the athlete data. JS assisted in collecting the athlete data. PRM designed the structured imagery task, the multi-round trust task and analysis strategies for both interpretation and writing of this manuscript. All authors have read and approved this manuscript.

Correspondence: ktk@carilion.vtc.edu (KTK) or prince@carilion.vtc.edu (PRM)
 Received: 10 February 2012 Accepted: 27 April 2012
 Published online: 24 May 2012

References

- Hamilton WD: *Evolutionary psychology of social exchange: A theory of human cooperation*. *J Theor Biol* 1964, **7**:1–16.
- Hamilton W: *Evolutionary psychology of social exchange: A theory of human cooperation*. *II. J Theor Biol* 1964, **7**:17–52.
- Trivers RL: *Evolutionary psychology of social exchange: A theory of human cooperation*. *Q Rev Biol* 1971, **46**:35–57.
- Smith JM, Price G: *Evolutionary psychology of social exchange: A theory of human cooperation*. *Nature* 1973, **246**:15.
- Axelrod R, Hamilton WD: *Evolutionary psychology of social exchange: A theory of human cooperation*. *Science* 1981, **211**:1390.
- Nowak MA, Sigmund K: *Evolutionary psychology of social exchange: A theory of human cooperation*. *Nature* 1992, **355**:250–253.
- Frith U, Frith C: *Evolutionary psychology of social exchange: A theory of human cooperation*. *Curr Dir Psychol Sci* 2001, **10**:151–155.
- Vogeley K, Bussfeld P, Newen A, Herrmann S, Happe F, Falkai P, Maier W, Shah NJ, Fink GR, Zilles K: *Evolutionary psychology of social exchange: A theory of human cooperation*. *Neuroimage* 2001, **14**:170–181.
- Kelley WM, Macrae CN, Wyland CL, Caglar S, Inati S, Heatherton TF: *Evolutionary psychology of social exchange: A theory of human cooperation*. *J Cogn Neurosci* 2002, **14**:785–794.
- Lieberman MD: *Evolutionary psychology of social exchange: A theory of human cooperation*. *Annu Rev Psychol* 2007, **58**:259–289.
- Mitchell JP, Macrae CN, Banaji MR: *Evolutionary psychology of social exchange: A theory of human cooperation*. *Neuron* 2006, **50**:655–663.
- Northoff G, Heinzl A, de Greck M, Bempohl F, Dobrowolny H, Panksepp J: *Evolutionary psychology of social exchange: A theory of human cooperation*. *Neuroimage* 2006, **31**:440–457.
- Ochsner KN, Beer JS, Robertson ER, Cooper JC, Gabrieli JD, Kihlstrom JF, D'Esposito M: *Evolutionary psychology of social exchange: A theory of human cooperation*. *Neuroimage* 2005, **28**:797–814.
- Saxe R, Carey S, Kanwisher N: *Evolutionary psychology of social exchange: A theory of human cooperation*. *Annu Rev Psychol* 2004, **55**:87–124.
- Uddin LQ, Iacoboni M, Lange C, Keenan JP: *Evolutionary psychology of social exchange: A theory of human cooperation*. *Trends Cogn Sci* 2007, **11**:153–157.
- Baron-Cohen S, Belmonte MK: *Evolutionary psychology of social exchange: A theory of human cooperation*. *Annu Rev Neurosci* 2005, **28**:109–126.
- Frith CD: *Evolutionary psychology of social exchange: A theory of human cooperation*. *A biological basis Science* 1999, **286**:1692–1695.
- Brune M: *Evolutionary psychology of social exchange: A theory of human cooperation*. *Schizophr Bull* 2005, **31**:21–42.
- Premack D, Woodruff G: *Evolutionary psychology of social exchange: A theory of human cooperation*. *Behav Brain Sci* 1978, **1**:515–526.
- Baron-Cohen S, Leslie AM, Frith U: *Evolutionary psychology of social exchange: A theory of human cooperation*. *"? Cognition* 1985, **21**:37–46.
- Gallagher HL, Happe F, Brunswick N, Fletcher PC, Frith U, Frith CD: *Evolutionary psychology of social exchange: A theory of human cooperation*. *Neuropsychologia* 2000, **38**:11–21.
- Brunet E, Sarfati Y, Hardy-Bayle MC, Decety J: *Evolutionary psychology of social exchange: A theory of human cooperation*. *Neuroimage* 2000, **11**:157–166.
- Wicker B, Ruby P, Royet JP, Fonlupt P: *Evolutionary psychology of social exchange: A theory of human cooperation*. *? Brain Res Brain Res Rev* 2003, **43**:224–230.
- Decety J, Jackson PL, Sommerville JA, Chaminade T, Meltzoff AN: *Evolutionary psychology of social exchange: A theory of human cooperation*. *Neuroimage* 2004, **23**:744–751.
- Lord C, Risi S, Lambrecht L, Cook EH, Leventhal BL, DiLavore PC, Pickles A, Rutter M: *Evolutionary psychology of social exchange: A theory of human cooperation*. *J Autism Dev Disord* 2000, **30**:205–223.
- Lord C, Rutter M, Le Couteur A: *Evolutionary psychology of social exchange: A theory of human cooperation*. *J Autism Dev Disord* 1994, **24**:659–685.
- Constantino JN: *The social responsiveness scale*. Los Angeles, CA: Western Psychological Services; 2002.
- Camerer C: *Behavioral game theory: Experiments in strategic interaction*. New York, NY: Russell Sage; 2003.
- Von Neumann J, Morgenstern O, Rubinstein A: *Kuhn HW: Theory of games and economic behavior*. 16th edition. Princeton, NJ: Princeton University Press; 2007.
- Kishida KT, King-Casas B, Montague PR: *Evolutionary psychology of social exchange: A theory of human cooperation*. *Neuron* 2010, **67**:543–554.
- Montague PR, Dolan RJ, Friston KJ, Dayan P: *Evolutionary psychology of social exchange: A theory of human cooperation*. *Trends Cogn Sci* 2012, **16**:72–80.
- Montague PR, Berns GS, Cohen JD, McClure SM, Pagnoni G, Dhamala M, Wiest MC, Karpov I, King RD, Apple N, Fisher RE: *Evolutionary psychology of social exchange: A theory of human cooperation*. *Neuroimage* 2002, **16**:1159–1164.
- Delgado M, Frank R, Phelps (An)-767.7(Co31Tff14.95920TD[(Au879economic)Perceptih)-300.mind

36. Rilling JK, Sanfey AG, Aronson JA, Nystrom LE, Cohen JD: *Neuroimage* 2004, **22**:1694–1703.
37. Sanfey AG, Rilling JK, Aronson JA, Nystrom LE, Cohen JD: *Science* 2003, **300**:1755–1758.
38. Singer T, Seymour B, Apos O, Doherty J, Stephan K: *Nature* 2006, **439**:466–469.
39. Berg J, Dickhaut J, McCabe K: *Games Econ Behav* 1995, **10**:122–142.
40. Camerer CF, Fehr E: " " *Science* 2006, **311**:47.
41. Kagel JH, Roth AE: *The handbook of experimental economics*. Princeton, NJ: Princeton University Press; 1995.
42. Montague PR, Lohrenz T: *Neuron* 2007, **56**:14–18.
43. Yoshida W, Dolan RJ, Friston KJ: *PLoS Computational Biology* 2008, **4**:e1000254.
44. Yoshida W, Seymour B, Friston KJ, Dolan RJ: *J Neurosci* 2010, **30**:10744.
45. Yoshida W, Dziobek I, Kliemann D, Heekeren HR, Friston KJ, Dolan RJ: *J Neurosci* 2010, **30**:8815.
46. Chiu PH, Kayali MA, Kishida KT, Tomlin D, Klinger LG, Montague PR: *Neuron* 2008, **57**:463–473.
47. Tomlin D, Kayali MA, King-Casas B, Anen C, Camerer CF, Quartz SR, Montague PR: *Science* 2006, **312**:1047–1050.
48. Koshelev M, Lohrenz T, Vannucci M, Montague PR: *PLoS Computational Biology* 2010, **6**:e1000966.
49. King-Casas B, Sharp C, Lomax-Bream L, Lohrenz T, Fonagy P, Montague PR: *Science* 2008, **321**:806.
50. Ray D, King-Casas B, Montague PR, Dayan P: *NIPS* 2008, **21**:1345–1353.
51. Fehr E, Schmidt KM: *J Econ* 1999, **114**:817.
52. American Psychiatric Association: *Diagnostic and statistical manual of mental disorders*. 4th edition. Washington, DC: American Psychiatric Association; 2000.
53. Hampton AN, Bossaerts P, O'Doherty JP: *Proc Natl Acad Sci U S A* 2008, **105**:6741.
54. Behrens TEJ, Hunt LT, Rushworth MFS: *Science* 2009, **324**:1160.
55. Nimchinsky EA, Gilissen E, Allman JM, Perl DP, Erwin JM, Hof PR: *Proc Natl Acad Sci U S A* 1999, **96**:5268–5273.
56. Allman JM, Hakeem A, Erwin JM, Nimchinsky E, Hof P: *Ann N Y Acad Sci* 2001, **935**:107–117.
57. Vogt BA, Berger GR, Derbyshire SW: *Eur J Neurosci* 2003, **18**:3134–3144.
58. Critchley HD: *J Comp Neurol* 2005, **493**:154–166.
59. Brazdil M, Kuba R, Rektor I: *J Neurol Neurosurg Psychiatry* 2006, **77**:992–993.
60. Ehrsson HH, Wiech K, Weiskopf N, Dolan RJ, Passingham RE: *Proc Natl Acad Sci U S A* 2007, **104**:9828–9833.
61. Nemeth G, Hegedus K, Molnar L: *Eur Arch Psychiatry Neurol Sci* 1988, **237**:218–222.
62. Cohen RA, Kaplan RF, Zuffante P, Moser DJ, Jenkins MA, Salloway S, Wilkinson H: *J Neuropsychiatry Clin Neurosci* 1999, **11**:444–453.
63. Wallace B, Cesarini D, Lichtenstein P, Johannesson M: *Proc Natl Acad Sci U S A* 2007, **104**:15631–15634.
64. Cesarini D, Dawes CT, Fowler JH, Johannesson M, Lichtenstein P, Wallace B: *Proc Natl Acad Sci U S A* 2008, **105**:3721–3726.

:10.1186/1866-1955-4-14

Cite this article as: Kishida et al.: *Journal of Neurodevelopmental Disorders* 2012 4:14.

Submit your next manuscript to BioMed Central
and take full advantage of:

- Convenient online submission
- Thorough peer review
- No space constraints or color figure charges
- Immediate publication on acceptance
- Inclusion in PubMed, CAS, Scopus and Google Scholar
- Research which is freely available for redistribution

Submit your manuscript at
www.biomedcentral.com/submit

